



Previous Year ▾

Jan 1, 2025 - Dec 31, 2025 ▾

01:59

MM:SS

Average Turnout Time

24%

Of Responses

Turnout Time < 01:00

208

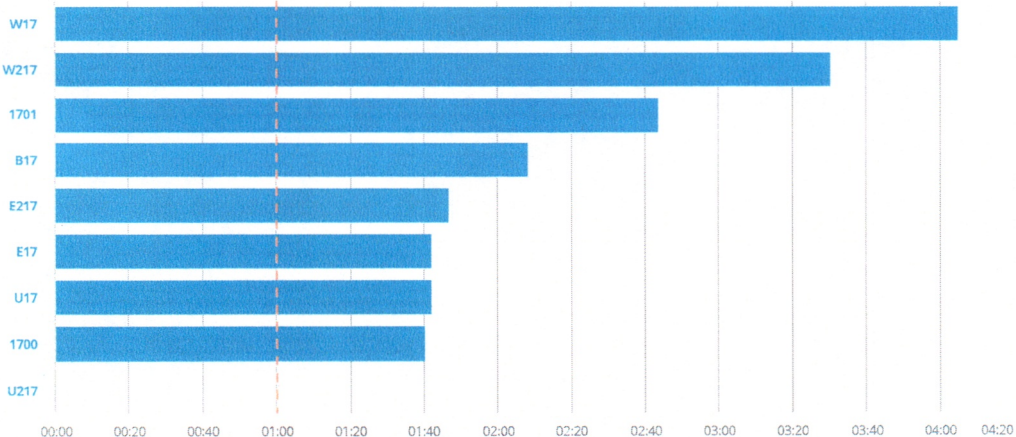
Incidents

In Selected Time Slice

365

DAYS

In Selected Time Slice



Counts % Rows % Columns % All

	00:00 - 00:29	00:30 - 00:59	01:00 - 01:29	01:30 - 01:59	02:00 - 02:59	03:00 - 04:59	05:00 - 09:59	Total
1700	11	16	22	20	19	9	3	100
1701					1			1
B17	15	4	8	11	9	13	5	65
E17	10	9	32	27	27	5	2	112
E217	6	5	6	3	9	4	1	34
Station Coverage								
U17		2	1	1	1	1		6
U217	1							1
W17	2			1	2	5	5	15
W217	4		2		1	7	5	19
Total	49	36	71	63	69	44	21	353
Exceptions								164


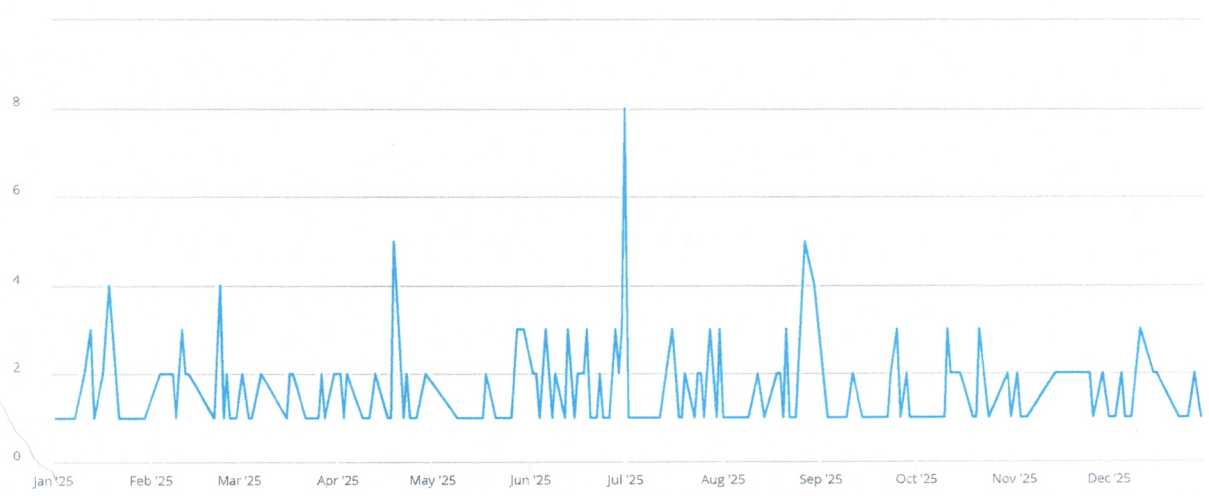
Previous Year ▾ Jan 1, 2025 - Dec 31, 2025 ▾

62%
FIRE
Percentage of Total Incidents

38%
EMS
Percentage of Total Incidents

278
INCIDENTS
In Selected Time Slice

365
DAYS
In Selected Time Slice



Counts % Rows % Columns % All

	Jan '25	Feb '25	Mar '25	Apr '25	May '25	Jun '25	Jul '25	Aug '25	Sep '25	Oct '25	Nov '25	Dec '25	Jan '26	Total
(11) Structure Fire	1	2	1			2	1	1			1	3		12
(12) Fire in mobile property used as a fixed structure			1											1
(13) Mobile property (vehicle) fire			1									1		2
(14) Natural vegetation fire			1	2	2	4	10	2		1				22
(16) Special outside fire	1													1
(17) Cultivated vegetation, crop fire	2				1	2	4							9
(30) Rescue, emergency medical call (EMS), other	1													1
(31) Medical assist	4	2	6	3	4	8	3	5	3	6	3	5		52
(32) Emergency medical service (EMS) incident	2	2		6	5	8	5	9	5	4	3	4		53
(44) Electrical wiring/equipm. problem				1		1			1					3
(55) Public service assistance	1				1	3		2		1				8
(56) Unauthorized burning		2												2
(57) Cover assignment, standby at fire station, move-up		1			1			1						3
(60) Good intent call, other		1				4	5		1	1				12

	Jan '25	Feb '25	Mar '25	Apr '25	May '25	Jun '25	Jul '25	Aug '25	Sep '25	Oct '25	Nov '25	Dec '25	Jan '26	Total
(61) Dispatched and canceled en route	5	8	4	7	2	8	4	3	6	6	2	5		60
(62) Wrong location, no emergency found			1	1				1	1					4
(63) Controlled burning	2	2	3	3	1	4	1	2		2	2			22
(65) Steam, other gas mistaken for smoke	1													1
(70) False alarm and false call, other		1		1	1				1	1				5
(71) Malicious, mischievous false alarm						1								1
UNK		3										1		4
Total	20	24	18	24	18	45	33	26	18	22	11	19		278